



## 40" stroke / 12" Cross Feed - 3 Axis Milling Machine



- Induction hardened 'V' rails for accuracy and durability
- Ball screw main axis auto feed
- New fast set magnet mounting available
- Mounts to Mirage gantry mill

A 3 axis milling machine that is built for rigidity and accuracy suitable for all general purpose in situ milling. Used on heat exchangers, pump and motor pads, steel mill stands, ship building, turbine split lines and many more applications.

The machine is supplied complete with toolkit including:

- Air filter lubricator and hose connection (when required)
- All required bolts
- Storage / shipping box
- CE certificate, packing list and manual.

## Technical Details

Maximum Stroke X (main bed)	3000mm	120"
Maximum Stroke Y (cross feed)	305mm	12"
Maximum cutter diameter	250mm	10" (*)
Maximum spindle down feed (bolt & spindle)	150mm	6"
Drive - Pneumatic	3.5 Hp	2.61 Kw
Drive - Hydraulic	5.0 Hp	3.73 Kw
Spindle R.P.M	Min: 50	Max: 640
Feed - Pneumatic @ 90 p.s.i ( 6 bar)	1.5 Hp	1.11 Kw
Feed - Hydraulic	2.2 Hp	1.64 Kw
Hydraulic Supply @ 1050 p.s.i (70 bar)	50 L/min	13 Gal/min
Air Consumption / Supply Required	98 s.c.f.m	2.69 m3/m

## Feed Rates

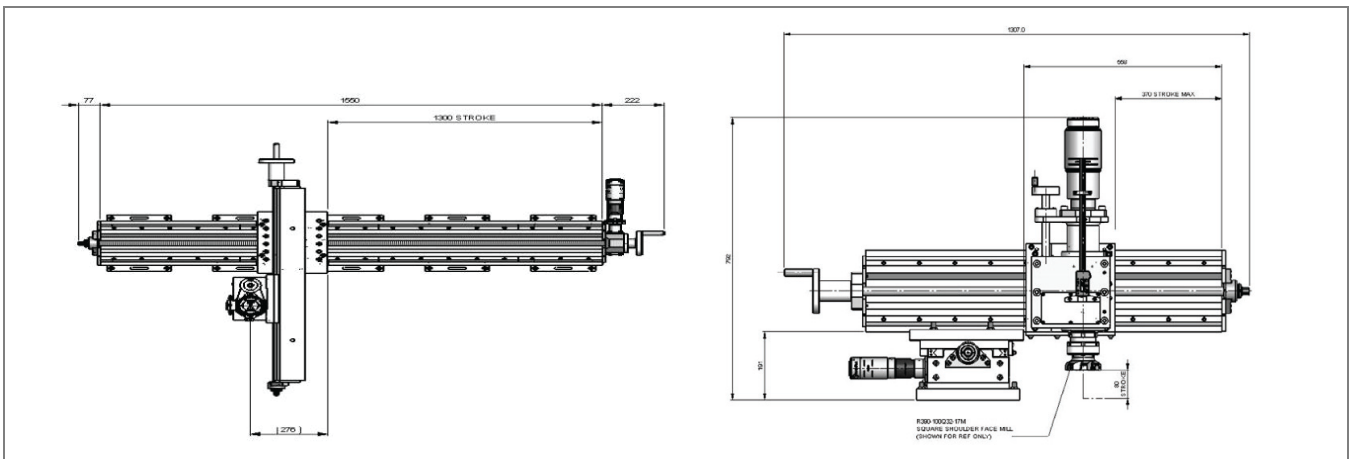
Hand Feed	10mm/rev	0.394"/rev
Auto Feed Standard Motor Supply	0 - 83mm/min	0 - 3.25"/min

## Weights and Dimensions

Machine Weight	460 kgs	1014 lbs
Shipping Weight	560 kgs	1235 lbs

## Shipping Dimensions

Length		Width		Height	
mm	inches	mm	inches	mm	inches
3810	150	1140	45	830	33



(\*) with special adaptation at additional cost

## Optional Accessories



### MAG250 Mounting Magnets

High pull down mounting magnets for fast attachment to flat surfaces



### PP2 11 Kw 3 Phase Power Pack

60 L.P.M up to 90 bar - 24 volt dc fully CE marked



### DRO100 (supplied as standard)

4" digital readout for accurately measuring spindle feed stroke and cut depth



### XYZCNC

Complete 2 or 3 axis CNC control software and servo drives